



NEW HOLLAND BIGBALER

870 | 890 | 1270 | 1290



BIGBALER. FOR PRODUCTIVE PROFESSIONAL BALING, TRUST THE WORLD'S NUMBER ONE.

PIONEERING HERITAGE. FORWARD THINKING FUTURE.

New Holland has led the big baler segment for over 25 years, introducing a string of pioneering firsts that have revolutionised big baling the world over. Owners will be spoilt for choice in terms of bale size, from 80x70cm through to the largest 120x90cm. Ultimate baling performance is guaranteed in all crops, both conventional and emerging crops. Hay and forage operations', straw contractors', biomass business' and large scale arable farmers' heads will be won over by up to a 20% capacity increase and up to 5% density improvement, whilst their hearts will beat a little faster when they see the elegant lines of this true harvesting professional.

ULTIMATE CAPACITY

Throughput is king in the big baler segment. More bales per hour means higher profits and more crop harvested at its optimum. With the new BigBaler you'll be able to bale at up to 110 bales/hour. What's more, New Holland made sure the BigBaler can increase your capacity by up to 20%. How? The brand new MaxiSweep™ pick-up design enhances flow as well as drawing in every last blade of crop. The plunger stroke rate per minute has increased by 14% and the in-line crop flow guaranteed by the uniform width of the feeding, processing and pre-compression elements all combine to make the BigBaler the highest capacity New Holland baler ever.

BALE QUALITY

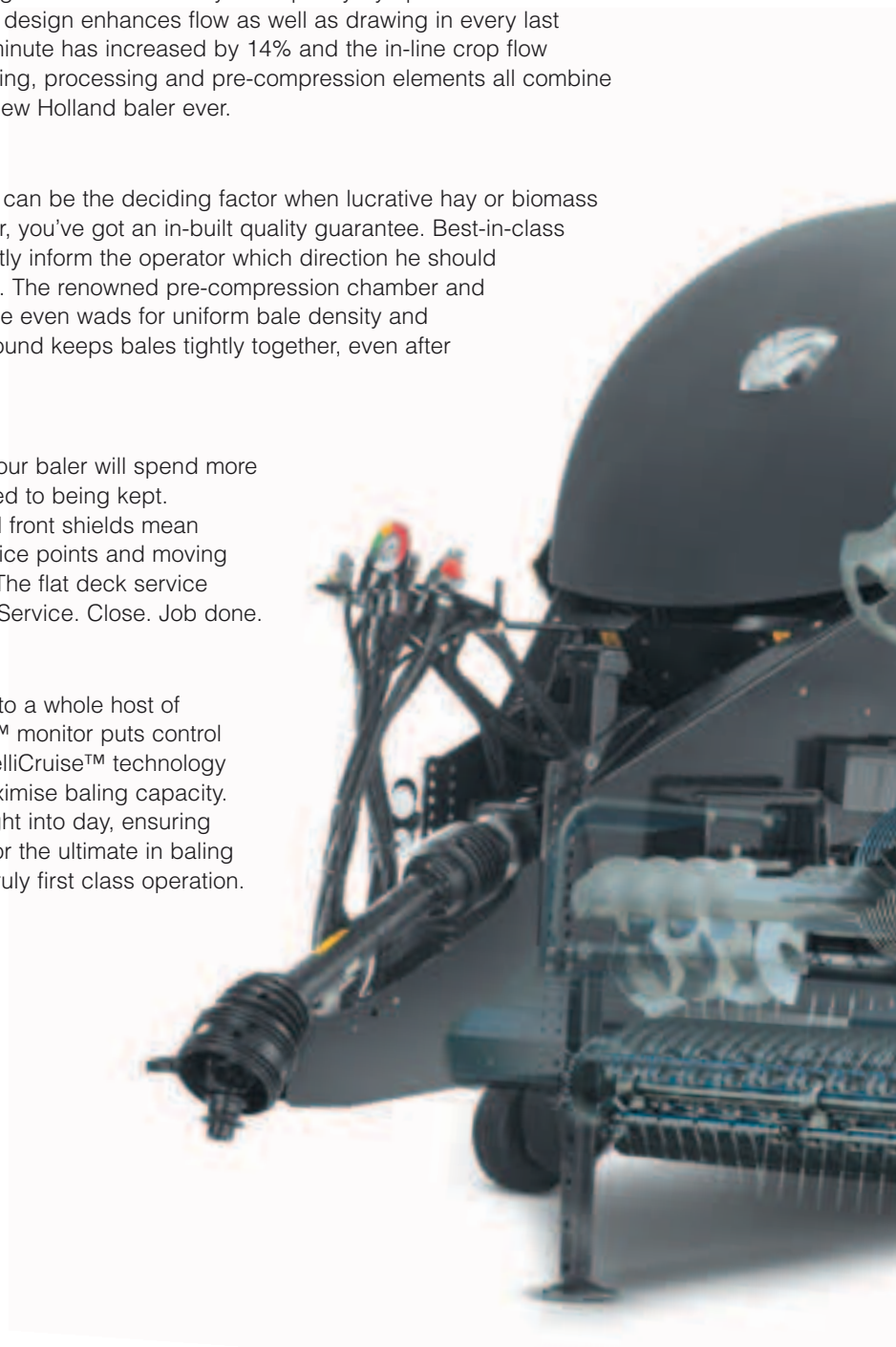
In the competitive market place bale quality can be the deciding factor when lucrative hay or biomass contracts are up for grabs. With the BigBaler, you've got an in-built quality guarantee. Best-in-class SmartFill™ bale direction indicators constantly inform the operator which direction he should drive over the swath for even bale formation. The renowned pre-compression chamber and the new IntelliCruise™ system ensures dense even wads for uniform bale density and the most reliable double knot technology around keeps bales tightly together, even after extensive handling and storage.

EASE OF OWNERSHIP

Efficient servicing and maintenance mean your baler will spend more time in the field, earning its keep, as opposed to being kept. The BigBaler's exclusive one piece side and front shields mean operators have unfettered access to all service points and moving parts to keep the baler in tip-top condition. The flat deck service platform offers convenient servicing. Open. Service. Close. Job done.


ABSOLUTE BALING PLEASURE

Long baling days, and nights, fly by thanks to a whole host of comfort enhancing features. The IntelliView™ monitor puts control of all bale parameters at your fingertips. IntelliCruise™ technology automatically regulates tractor speed to maximise baling capacity. A comprehensive lighting package turns night into day, ensuring you always have a clear view of the crop. For the ultimate in baling luxury, choose the comfort pack option for truly first class operation.



EXACTLY WHAT IT SAYS ON THE SHIELDING

The BigBaler size is immediately obviously to all users. How? Quite simply it's on the side shielding. The BigBaler name is the natural progression of the current 'BB' designation. The first one or two numbers, either '8' or '12' represent the bale width in centimetres, '8' for 80cm and '12' for 120cm. The final two digits refer to the bale height in centimetres, either '70' or '90'. What does that mean to you? You can buy your BigBaler safe in the knowledge that its size will perfectly match your requirements. Trust New Holland for ultimate productivity peace of mind.



A HISTORY OF MODERN BALING BY NEW HOLLAND

The flagship BigBaler models are built in Zedelgem, Belgium, home to New Holland's global Centre of Harvesting Excellence. It was here, over 100 years ago, that Leon Claeys built his very first threshing machine that revolutionised the way farmers harvested. Yet New Holland's baling heritage spans both sides of the Atlantic, with New Holland developing the very first self-tying pick-up baler in 1940. And the rest, as they say, is history. Today, 25 years after the first of thousands of large square balers rolled off the line, the big baler is still the world's number one large square baler, and yellow blooded engineers are still committed to developing the next generation of baling products. The sophisticated product development process and the extensive knowledge of a dedicated workforce of a World Class Manufacturing facility ensure the BigBaler range, together with all flagship harvesting products, the CR, CX8000 and FR9000 ranges, continue to set the harvesting benchmark.



1999



1987: Twenty-five years ago New Holland entered the large square baler segment. A whole host of pioneering features, including double knot technology, electronic proportional density control, full bale eject functionality and the very first 80x90 bale size followed. A quarter of a century later, these have all become industry standards. Where New Holland leads, others follow.

1987: The very first pre-compression chamber that could be adjusted to swath density appeared on the D2000 and revolutionised the world of bale density. Dense New Holland bales have been produced ever since.

1988: The giant among giants: the 120x130cm model was unveiled. High capacity harvesting stepped up a gear.

1995: The D1010 was the first large square baler available as a Packer Cutter for efficient chopping.

1999: People are at the heart of farming, so the single-piece pull out knife draw on BB900 CropCutter™ models, which enabled easy sharpening, proved a hit with users.

1999: The BB900 introduced another pre-compression chamber first: dedicated fingers which accurately measure the density of each flake for even greater precision density control.

1999: The InfoView™ monitor made it even easier to control all baler parameters on one screen, from the comfort of the cab, including auto greasing management.

1999: The BB900 series introduced the ultimate in gentle bale delivery thanks to soft drop bale chute technology.

2004: Choice is a big baler hallmark, and the BB-A offers the both four and six knot technology. Furthermore, monitor technology stepped up a gear with the introduction of the IntelliView™ monitor.

2008: The production milestone of 15,000 big balers produced was achieved on 20th May 2008 in Zedelgem.

2008: IntelliView™ III colour touchscreen monitor compatibility significantly enhanced the operator experience with the BB9000 series.

2009: The multi-award winning ActiveWeigh™ on-the-go bale weighing was launched on the BB9000 range.

2011: The state-of-the-art CropID™ system made PLM bale data management and tracking available to all.

2012: Today's BigBaler range features state of the art bale shape technology with strikingly distinctive styling.

2015: Choose between optimised capacity and the ultimate in flake uniformity thanks to the IntelliCruise™ system.



2016 THE HISTORY OF SUCCESS CONTINUES!


CLEARING FIELDS AT HIGH SPEED

The pick-up is perhaps the most important part of your BigBaler, after all it's the only chance you have to get your crop in! Get it right, and you'll bale all of the crop. Get it wrong, and you wave goodbye to your profits. New Holland took this to heart, and has completely redesigned the MaxiSweep™ pick-up for unsurpassed collecting performance. Two different widths are available, the ultra-wide 2.35m is perfect for even the widest straw swaths from today's high capacity combines, and the standard 1.96m width is the ideal choice for silage operations. The heavy-duty 6mm coil tines on CropCutter™ models have been designed to increase durability when working on the roughest, stoniest ground.



AN 'S' SHAPED ADVANTAGE

The MaxiSweep™ pick-up side shields have a distinctive 'S' shape design to maintain smooth crop flow at all times and to prevent crop snagging, which in the past meant stopping the baler altogether. When working in heavy silage and negotiating tight swath corners this technology keeps you going. Always. Additional flanges have been added to the edge of the pick-up side shields to assist the final tines, to make sure that every blade of crop safely makes it into the baler.



MAINTAINING CROP CONNECTION

The spring loaded pick-up floatation suspension system is precision adjusted via a simple adjusting plate to provide just the right amount of vertical movement to maintain pick-up contact with the ground. On rough, uneven terrain, the reactive setting means the pick-up can quickly adapt to undulations, maintaining contact 100% of the time. In smoother fields uniform pick-up height can be maintained for ultimate pick-up efficiency.

SMOOTH CROP FLOW. GUARANTEED

The roller wind guard is situated above the pick-up and continually rotates to guarantee a smooth, even flow of crop into the baler, eliminating any disturbances which could lead to crop loss or density-impacting air pockets to increase crop processing efficiency.

ULTIMATE FEEDING PERFORMANCE

A brand new feeding logic has been developed which is set to significantly improve baler efficiency. A system of two contra rotating overshot and undershot augers directs and merges the crop flow to ensure that it exactly the same width as the selected rotor or feeder. Efficient throughput has been further enhanced with the addition of a feed assist roller, which positively directs the crop into the rotor or feeder to maintain a constant crop flow at all times.

FLEXIBLE PICK-UP WHEEL OFFERING

Pick-up height adjustment is easily controlled by a simple, yet robust pin which regulates pick-up wheel height. During use, these wheels can be speedily fitted thanks to quick attach logic, which means no tools are required. When you've finish your current field, you can choose to remove just the wheel, or both the wheel and the support, depending on the required transport width.

FLEXIBLE CROP PROCESSING SOLUTIONS

What are your bales going to be used for? As no two baling operations are the same, the BigBaler offers a whole host of crop processing options with different chop lengths to suit your individual requirements. From the standard direct flow option through to the Packer Cutter and CropCutter™ variants, the BigBaler has the solution no matter what the crop, growing conditions, usage profile or conservation method used.



STANDARD PROCESSING FOR DIRECT FLOW

Not all customers and operations require chopped crop, so the standard processing system, which features two six-double tine packer forks is the natural choice. As no chopping occurs, long unbroken straw or hay is fed directly into the chamber for dust free fodder or bedding, perfect for livestock and equine businesses.



HIGHLY EFFICIENT CROPCUTTER™ SYSTEM

The renowned 'W' shape rotor pattern on the CropCutter™ system guarantees an even spread of the cutting force for a smooth cutting action and uniform chopping performance. The ingenious design not only divides the power requirement equally over the two rotor halves, it also ensure an equal distribution of the crop that matches the width of the pre-compression chamber intake for uniform density and to make blockages a thing of the past. Two chopping lengths can be selected: a medium 8cm chop, which is perfect for bedding, or a super fine 4cm chop for silage, fodder and biomass applications.

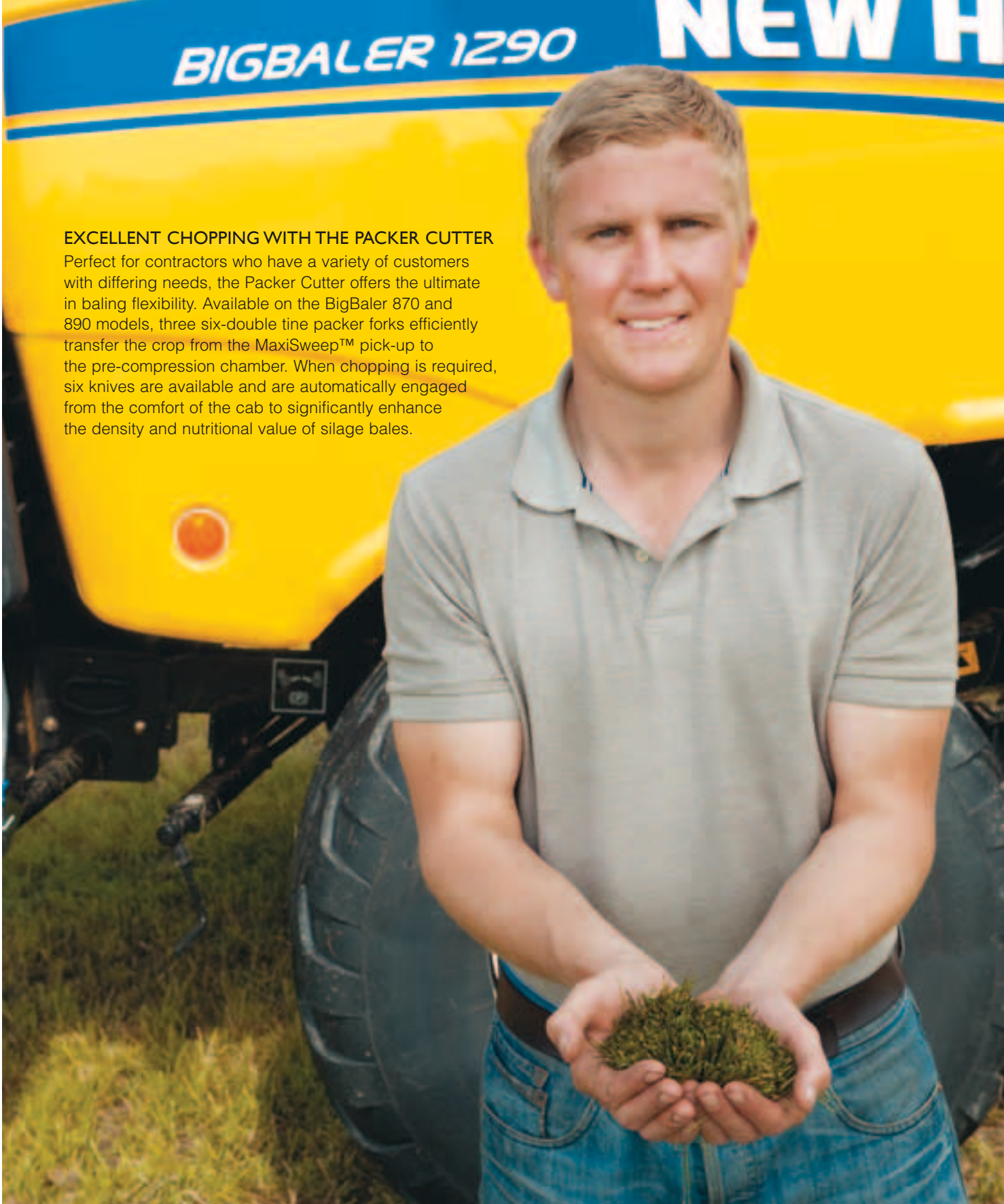
No. of knives / Knife distance		BigBaler 870	BigBaler 890	BigBaler 1270	BigBaler 1290
Packer Cutter	(no. / mm)	6 / 114	6 / 114	–	–
CropCutter medium cut	(no. / mm)	9 / 78	9 / 78	15 / 78	15 / 78
CropCutter short cut	(no. / mm)	19 / 39	19 / 39	29 / 39	29 / 39

BIGBALER 1290

NEW H

EXCELLENT CHOPPING WITH THE PACKER CUTTER

Perfect for contractors who have a variety of customers with differing needs, the Packer Cutter offers the ultimate in baling flexibility. Available on the BigBaler 870 and 890 models, three six-double tine packer forks efficiently transfer the crop from the MaxiSweep™ pick-up to the pre-compression chamber. When chopping is required, six knives are available and are automatically engaged from the comfort of the cab to significantly enhance the density and nutritional value of silage bales.



EASY SLIDE KNIFE DRAWER FOR EFFICIENT SHARPENING

The CropCutter™ knife drawer smoothly out on self-supporting runners which makes removing and replacing knives after sharpening effortless. Sharper knives require less power, and easy maintenance encourages operators to do it as and when required.



PERFECTLY FORMED, DENSE BALES AS STANDARD

Density is king when it comes to producing big bales. Whether they are straw bales with an improved combustion profile for biomass operations, tightly packed silage bales with enhanced fermentation characteristics or simply bales that take up less space for easier storage or transport, density is at the heart of big baling excellence. The best-in-class SmartFill™ bale direction sensing system ensures the operator feeds the crop in an even manner, and the strong, reinforced monocoque frame, machined from reinforced steel, guarantees durability, season after season.

INTUITIVE DENSITY CONTROL

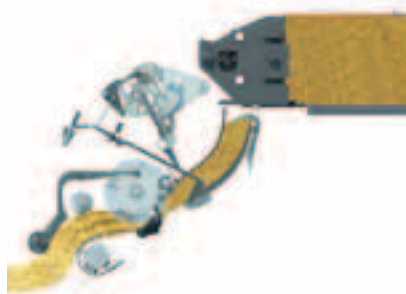
The density of completed bales is continually monitored by three-sided density control. This system combines the sensor reading from the completed bales, with continual monitoring of the load on the plunger, if it changes, bale density has as well, and hydraulic pressure on the side doors and the top chamber rail are automatically adjusted to restore uniform bale production.





HIGH PLUNGER SPEED FOR GREATER THROUGHPUT

The heavy duty gearbox has increased plunger speed by 14%, to 48 strokes per minute of the heavy duty plunger, which has substantially improved throughput and enables higher ground speeds, vital to ensure the crop is harvested in optimal conditions, and invaluable for operations which work in unpredictable climates.



INDUSTRY LEADING PRE-COMPRESSION TECHNOLOGY

The BigBaler's best-in-class pre-compression chamber forms a uniformly dense wad before transferring it into the bale chamber. The stuffer fork accelerates the crop, delivering it from the rotor or feeder into the chamber, and filling it uniformly, right to the top corners for perfectly square bales and until the required density is reached. A trip sensor then activates the 'C' shaped shuttle which accelerates the crop into the bale chamber. The operator sets the density via the cab-mounted IntelliView™ monitor.

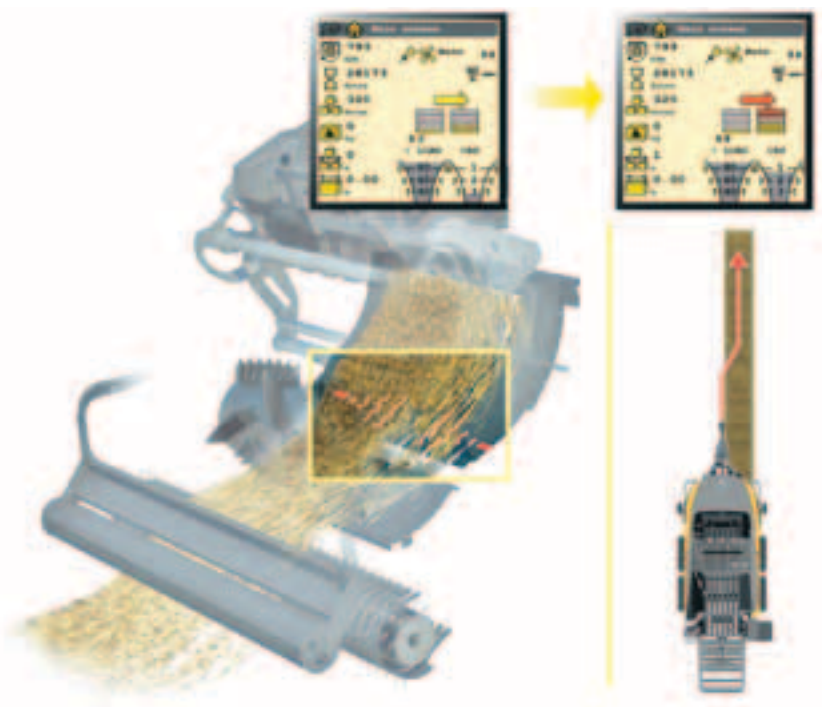


TRANSMITTING POWER AND RELIABILITY

In order to guarantee up to a 20% capacity increase, the BigBaler's gearbox has been significantly strengthened. Quite literally, it offers armour plated reliability. The large diameter, up to 800mm on the BigBaler 1290, high inertia flywheel has increased energy by up to 48% to compensate for uneven swaths, even when a dense wad enters the baler, no reduction in ground speed occurs. Furthermore, direct drive technology has been employed, so 100% of the power is transmitted to the plunger for unsurpassed baling efficiency. Productivity and durability. That's the New Holland way.

THE ERA OF INTELLIGENT BALERS

Uniform bale density is of prime importance, as it can prove the deciding factor when lucrative contracts are up for grabs. The best-in-class SmartFill™ bale direction sensor ensures that each and every bale is perfectly uniform. A network of sensors are located at the entry to the pre-compression chamber and record the intake crop flow. If one-sided crop entry is detected, the operator is informed via the IntelliView™ monitor to drive either more to the right or to the left of the swath, courtesy of clear direction arrows, to maintain smooth feeding.



PRECISION KNOTTING. GENTLE BALE HANDLING.

Pioneering double knot technology for over 25 years, New Holland has been on an unswerving quest to continually improve this industry leading technology. The BigBaler's double knot system guarantees higher bale density with lower knotting strain. Knotting technology has been tailored to the BigBaler's dimensions, with four knots on the BigBaler 870 and 890 models or six knots per bale on the BigBaler 1270 and 1290 variants. But that's not all, with over 15,000 bales tied without a miss-tie, reliability and accuracy come as standard. Improved debris management and gentle set-down logic complete the most advanced baling technology around. Quite simply, the BigBaler still leads the field over a quarter of a century on.



KNOT AND KNOT AGAIN FOR ULTIMATE BALE INTEGRITY

High bale density is guaranteed as virtually no strain is placed on the twine or the knotter during bale formation. How? Well it's time to get technical. Two twine feed positions mean that the twines do not slide over the bale surface while the crop is pushed through the bale chamber. Furthermore, the final knot on the completed bale is made before the first knot on the new bale is tied to further enhance the reliability of the baling process.

IMMEDIATE MISS-TIE NOTIFICATION

An advanced miss-tie detection sensor immediately informs operators in the unlikely event of a miss-tie via the IntelliView™ monitor. The traditional knotting flags complement this system and provide an immediate visual warning: when one drops down a miss-tie has occurred.

TREATING YOUR BALES WITH KID GLOVES

The bale chute is comprised of six smooth rollers, which mean that the bale glides effortlessly from the chamber to the ground. This eliminates potentially damaging dumping and falling so bale quality remains intact after delivery.



CLEAN KNOTTERS FOR ENHANCED PRODUCTIVITY

Knotter reliability is at the heart of the baling process. After all, knot quality is what keeps a bale a bale instead of a mound of material. The redesigned knotter shielding keeps the knotters free from debris for improved performance. Advanced computational fluid dynamic technology was used to analyse the airflow around the knotters, and areas of stagnant air, which were potential build-up sites were identified. Three fans have been precision placed to nip debris accumulation in the bud. For operations that work in particularly dusty conditions, such as those baling maize straw, an optional automatic blow-off kit can be specified, which directs a jet of high pressure air into the knotters. This is efficiently powered by the tractors pneumatic brakes. The frequency is controlled via the IntelliView™ monitor.

PARTIAL BALE EJECT: EVERY BALE FOR EVERY CUSTOMER

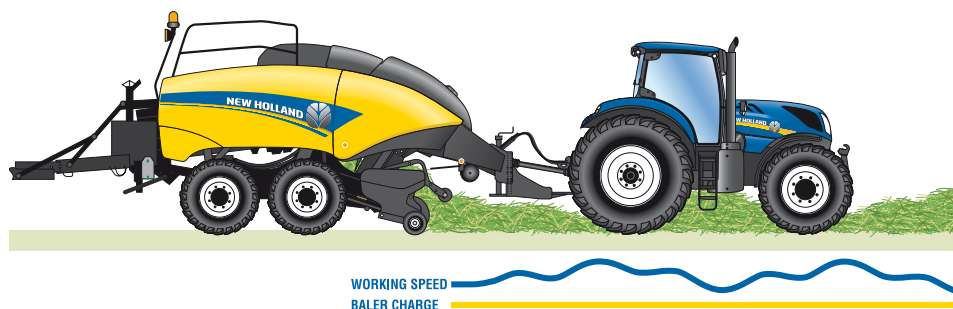

Every customer wants all of their own bales. Quite rightly so, after all they've grown the crop you're baling. Partial Bale-Eject™ technology was developed so that upon finishing a customer's field, you can eject the last fully formed bale in the chamber. Simply activate the dedicated hydraulic lever and the bale will be fully discharged.

FULL BALE EJECT FOR SIMPLIFIED CLEANING AND ZERO CONTAMINATION

When changing between crops or for end of season cleaning, the Full Bale-Eject™ functionality should be used. Activated by the dedicated hydraulic lever, the entire contents of the bale chamber are ejected to enable easy maintenance and to prevent crop-to-crop contamination

FINGERTIP BALER MANAGEMENT

Managing your BigBaler has never been simpler. All key operating parameters can be controlled whilst on the move thanks to the colour touchscreen IntelliView™ III monitor which comes as standard. For those looking for wide-screen harvesting excellence, the optional 31cm IntelliView™ IV monitor is the natural choice. Furthermore, the BigBaler is fully ISOBUS compatible, for seamless SideWinder™ II armrest integration, so visibility enhancing, one-monitor operation is guaranteed.



INTELLICRUISE™ SYSTEM. OPTIMISED CAPACITY. ULTIMATE UNIFORMITY.

The IntelliCruise™ feature controls the tractor's forward speed through ISOBUS Class III technology, maintaining capacity and optimising feeding rate in varying field and crop conditions. IntelliCruise has two running modes: in Charge Control mode, available on CropCutter™ models only, the tractor speed is adapted to achieve optimum capacity by using sensor paddles which measure both the throughput of crop fed into the stuffer feeder channel as well as the time to fill it to ensure the optimum tractor speed is maintained. Slice Control mode, available on both the Standard and CropCutter models, the tractor's speed is adjusted according to bale slice thickness and the system will strive to obtain the exact amount of slices defined by the operator.

PRECISE MOISTURE SENSING

It is imperative to monitor bale moisture, as an over-wet crop will spoil and be useless. The BigBaler moisture sense uses two star wheels to penetrate the bale, and passes an electric current between the two elements to determine the exact moisture of the bale. This information is displayed on the IntelliView™ monitor which prevents unready crop from being baled, and enables the precise application of CropSaver additive.



ON THE GO BALE WEIGHING

The ActiveWeigh™ bale weighing system uses integrated sensors in the bale discharge chute to register the weight of the bale at the point at which it becomes free from the chute, just before it drops to the ground. This system is independent of bale length, field conditions and baler movement. All information, including single bale weight, average weight, total weight and tonnes per hour are displayed on the IntelliView™ monitor. Furthermore, this all happens while you continue to pick-up for non-stop baling. If that wasn't enough, a 2% accuracy level means you'll produce the bales precisely as required.



PRECISION LENGTH CONTROL

Correct bale length is of vital importance for efficient bale stacking, handling and transport. This is where the electronic bale length control steps in. A notched wheel is used to regulate bale length. The wheel measures the precise movement of the bale in the bale chamber, and uses average wad width information to trip the knotting cycle when the required length is achieved. The required length is easily set on the intuitive IntelliView™ monitor.

FLOATING ACROSS THE FIELD, FLYING DOWN THE ROAD

BigBalers will work in a variety of different environments, from the widest hay plantations where reducing soil compaction is of prime importance, to small fields and winding country lanes that mean hassle-free transport is a must. The range boasts a wide variety of axles and tyre options which all comply with the three metre transport width restriction to suit every operation. Furthermore, turn on a sixpence manoeuvrability complete the package.



CONVENIENT TRANSPORT

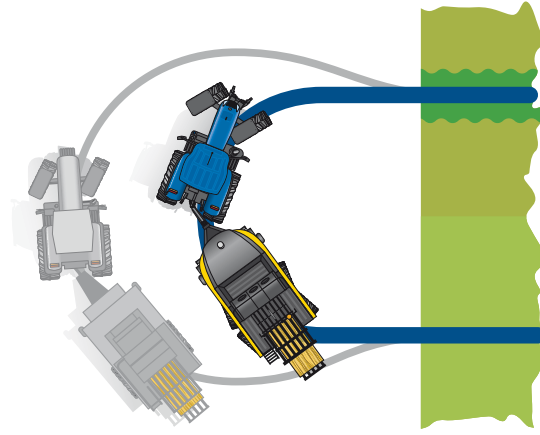
The bale chute can be hydraulically folded to reduce the overall length of the baler to a mere 7.4 metres. This is particularly useful when travelling down winding roads with overhanging foliage as well as assisting parking in tight storage sheds for over-wintering.

SINGLE AXLE FUNCTIONALITY

For operations which operate in soft ground, and where bulldozing represents a serious issue, the single axle option with large diameter tyres with an increase footprint to spread vehicle weight over the widest possible area is the default choice.

SLIM HITCH DESIGN FOR ULTIMATE MANOEUVRABILITY

Turning performance has been improved thanks to the sculpted body, which swoops back from the hitch to maintain tight turning for a reduced turning radius. When turning is of prime importance, an optional Auto-Steer tandem axle can also be specified. More efficient headland turns that save time and fuel come as standard.



GOOD THINGS COME IN NARROW PACKAGES

The Auto-Steer tandem axle variant has been designed for operations which conduct extensive high speed road transport. With the pick-up wheel removed, a 2.55 metre transport width can be obtained, to get you to your next customer as quickly as possible. All models are less than three metres wide, no matter what the configuration.

ULTIMATE STOPPING PERFORMANCE

Both hydraulic and pneumatic braking options are available to offer powerful stopping performance right up to the top 50kph transport speed.



LOWER GROUND PRESSURE FOR MORE CUTS PER SEASON

The large wheel Auto-Steer tandem axle has been designed to reduce soil compaction and assist regrowth thanks to its large footprint. This option is the natural choice for hay and forage operations that perform multiple hay and silage cuts per season. Furthermore, these large wide tyres better absorb ground undulations, reducing vertical baler movement as well as enhancing transport comfort.

POWERFUL LIGHTS. TAILORED CUSTOMISATION.

New Holland knows that baling is an around-the-clock activity, and that when the crop is ready, it is ready. You can't wait, and you need to bring it home in optimum condition. That is why a 360° lighting package has been developed to turn night into day, and to maintain productivity and ease of operation even in the dead of night. Furthermore, you can tailor your baler to suit your individual needs, with a whole range of customisable options.



A portable service light means you can shed light just where you need

• A left hand service light enables you to check the stuffer, even in the hours of darkness

• An optional right hand service light offers 360° servicing visibility

• One rotary beacon ensures full transport compliance

• An adjustable needle light can be selected by the most demanding operations

• Two optional LED pick-up lights guarantee a clear view of crop flow

• Two rear work lights mean you can always keep an eye on bale discharge



Two optional knotter lights can be specified



A rear mounted viewing camera enables operators to view bale delivery and to monitor bale accumulator performance in real time. Mounted on the rear rail, footage is displayed on the IntelliView™ monitor. Operators can choose full screen or split screen viewing when the top of the range IntelliView™ IV display is fitted.

STRONG MONOCOQUE FRAME

The single piece frame has been engineered by design to offer outstanding structural strength for enhanced reliability and reduced vibration.



HARD FACED KNIFE KIT

The hard faced knife kit for Packer Cutter models is constructed from specially treated steel to increase knife durability and longevity in difficult crops. These knives can last up to three times as long as standard knives.



SUPER FINE CHOPPING AND ULTIMATE DENSITY

The TwinCutter™ front chopper offers ultimate chopping and shredding performance. Fitted in front of the MaxiSweep™ pick-up the crop is shredded using 88 knives before being smoothly passed through the pick-up and into the baler. The result is a super fine chop that creates ultra-dense bales with enhanced combustion profiles for biomass operations, and ultra-absorbent bedding for chicken or mushroom sheds.



SPECIALITY CROP COMPLIANT

A vast range of speciality kits can be ordered to guarantee complete compliance with speciality crops such as sugarcane stover and for biomass operations. These include specifically engineered plates and banana inserts, amongst other elements.



360° BIGBALER

The new BigBaler has been designed for the ultimate in ease of daily maintenance. All service points can only be accessed when the baler is completely stationary for industry-leading maintenance safety. Best-in-class access for super-efficient maintenance means these balers will spend more time in their natural environment, doing what you want them to.



• Single piece, super-wide front shield gives easy access to all moving parts and automatic oiling and greasing elements.

The entire baler has been engineered by design for full compliance with all safety directives.



• Flat service deck facilitates fast and safe maintenance.

• The comfort pack comprises a right hand side service deck hand rail, extra-large tool box and water tank for hand washing for a touch of baling luxury.



• Manual mode ensures non-stop baling. Always.

• A maximum of 32 twine balls can be stored in the dust proof twine box. This keeps you going for the longest working day in any conditions.

• Side shields hermetically seal twine compartment for zero dust ingress.

• The foldable, magnetic locking ladder guarantees safe access to the flat service deck.

DEALER INSTALLED ACCESSORIES

A comprehensive range of approved accessories to optimise machine performance in all conditions can be supplied and fitted by your dealer.





FINANCE TAILORED TO YOUR BUSINESS

CNH Industrial Capital, the financial services company of New Holland, is well established and respected within the agricultural sector. Advice and finance packages tailored to your specific needs are available. With CNH Industrial Capital, you have the peace of mind that comes from dealing with a financing company that specialises in agriculture.

TRAINED TO GIVE YOU THE BEST SUPPORT

Your dedicated New Holland dealer technicians receive regular training updates. These are carried out both through on-line courses as well as intensive classroom sessions. This advanced approach ensures your dealer will always have the skills needed to look after the latest and most advanced New Holland products.

SERVICE PLUS - LONG LASTING CONFIDENCE

Service Plus coverage from Covéa Fleet provides owners of New Holland agricultural machinery with additional cover on the expiry of the manufacturer's contractual warranty. Please ask your dealer for more details.

Terms and conditions apply.

NEW HOLLAND APPS

iBrochure


NH Weather

NH News

Farm Genius

PLM Calculator

PLM Academy



Experience New Holland What's App!

Scan here to download the Apps


NEW HOLLAND STYLE

Want to make New Holland a part of your everyday life? Browse the comprehensive selection on www.newhollandstyle.com. A whole range of items are available including hard wearing work clothing and a vast selection of scale models, together with so much more. New Holland. As individual as you.



THE WIDEST RANGE FROM THE BALING EXPERTS

New Holland has a long and illustrious baling heritage which stretches right back to the very beginning of baling itself. Over more than seven decades of continuous evolution, countless innovations which have revolutionised baling efficiency, productivity and comfort have been introduced which today, make New Holland the worldwide leader in baling technology.



PIONEERING SPIRIT THAT CONTINUES TODAY

New Holland invented the very first self-tying pick up baler back in 1940. Today the BC5000 range of conventional balers continue, to deliver the world's farmers dependable performance and traditional value. After all, since the small square baler was introduced some 900,000 units have been sold... and we're still counting.



EXTENSIVE ROUND BALER OFFERING

The wide range of round balers is a hit amongst livestock and mixed farmers in the four corners of the globe. The Roll-Belt range of variable chamber balers guarantees baling flexibility. The Roll Baler 125 offers compact professional baling and the Roll Baler 125 Combi and the Roll Baler 135 Ultra deliver one pass baling and wrapping for the ultimate in in-field efficiency.



THE GIANT AMONG GIANTS


When size matters it's time for the BB9090 Plus to take to the field. New Holland's largest and highest capacity baler produces bales in a massive 120cm wide and 130cm high format. These really are industrial balers that chomp through fields in the blink of an eye. The natural choice for operations producing dense chopped straw for biomass operations or for mushroom farmers, the BB9090 Plus takes baling to a whole new level.



MODELS	BigBaler 870			BigBaler 890			BigBaler 1270		BigBaler 1290	
	Standard	Packer Cutter	CropCutter	Standard	Packer Cutter	CropCutter	Standard	CropCutter	Standard	CropCutter
Type										
Bale dimensions										
Width / Height (cm)	80 / 70			80 / 90			120 / 70		120 / 90	
Minimum / Maximum length (cm)	100 / 260			100 / 260			100 / 260		100 / 260	
Tractor requirements										
Minimum PTO power [kW/hp(CV)]	75/102	80/110	95/130	75/102	80/110	95/130	85/114	105/141	90/122	110/150
PTO speed (rpm)	1000			1000			1000		1000	
Hydraulic remotes	2	3		2	3		2	3	2	3
Main Drive										
Gearbox	Enclosed oil immersed triple reduction gearbox									
Protection	Shear bolt, overrunning clutch and slip clutch									
MaxiSweep™ Pick-up										
Width (DIN 11220) (m)	1.96			1.96			2.23	2.35	2.23	2.35
Roller windguard	●			●			●		●	
Feed assist auger	●			●			●		●	
Tine diameter (mm)	5.5		6	5.5		6	5.5	6	5.5	6
Flotation	Adjustable spring			Adjustable spring			Adjustable spring		Adjustable spring	
Hydraulic pick-up lift	●			●			●		●	
Pick up slipclutch protection	●			●			●		●	
Gauge wheels (15 X 6.00-6-4ply)	2			2			2		2	
CropCutter™ system										
Knives options	-		6	9 or 19	-		6	9 or 19	-	
Knife distance (mm)	-		114	78 / 39	-		114	78 / 39	-	
Knife removal	-		From the front	Sliding knife drawer	-		From the front	Sliding knife drawer	-	
Knife activation, in - out	-		Hydraulic		-		Hydraulic		-	
Knife protection	-		Individual springs		-		Individual springs		-	
Feeding system										
Feeder	2 packer forks	3 packer forks	Rotor	2 packer forks	3 packer forks	Rotor	3 packer forks	Rotor	3 packer forks	Rotor
	6 single tines		Width 800mm "W" tine configuration	6 single tines		Width 800mm "W" tine configuration	9 single tines	Width 1200mm "W" tine configuration	9 single tines	Width 1200mm "W" tine configuration
Feeder protection	Slip clutch		Cut-out clutch	Slip clutch		Cut-out clutch	Slip clutch	Cut-out clutch	Slip clutch	Cut-out clutch
Stuffer	Fork type with 4 tines	Fork type with 6 tines	Fork type with 4 tines	Fork type with 4 tines	Fork type with 6 tines	Fork type with 4 tines	Fork type with 6 tines	Fork type with 6 tines	Fork type with 6 tines	Fork type with 6 tines
Stuffer protection	Shearbolt			Shearbolt			Shearbolt		Shearbolt	
Pre-compression chamber, volume (m³)	0.25			0.25			0.3		0.3	
SmartFill™ system	●			●			●		●	
Plunger										
Speed (Strokes/min)	48			48			48		48	
Length of stroke (mm)	710			710			710		710	
Tying system										
Type	Double knot type			Double knot type			Double knot type		Double knot type	
Twine type	110-150M/kg plast.			110-150M/kg plast.			110-150M/kg plast.		110-150M/kg plast.	
Number of twines	4			4			6		6	
Knotter fan type	Electric			Electric			Electric		Electric	
Number of knotter fans	2			2			3		3	
Knotter function alert	IntelliView™ monitor and visual			IntelliView monitor and visual			IntelliView monitor and visual		IntelliView monitor and visual	
Knotter lubrication	Grease			Grease			Grease		Grease	
Twine ball capacity	32			32			32		32	
Bale density system										
Proportional 3-way control	IntelliView monitor controlled			IntelliView monitor controlled			IntelliView monitor controlled		IntelliView monitor controlled	
Manual override	●			●			●		●	
Electronic control system										
ISO 11783 Connection Ready	●			●			●		●	
IntelliView™ III monitor	○			○			○		○	
IntelliView™ IV monitor	○			○			○		○	
IntelliCruise™ system	○*			○*			○*		○*	
PLM GPS data logging	○			○			○		○	
Lights										
Standard	Two rear work lights, one rotary beacon, a left hand service light for the stuffer, a portable service light									
Optional	Two LED pick-up lights, a right hand service light, two knotter lights, a precision directed needle light									
Axles										
Single axle (Tyre size)	600/55X22.5 or 710/40X22.5									
Tandem axle (Tyre size)	500/50X17									
Tandem axle with Auto-Steer system (Tyre size)	500/50X17									
Large wheel tandem axle with Auto-Steer system (Tyre size)	560/45 R22.5 or 620/50 R22.5									
Brakes										
Hydraulic	●			●			●		●	
Pneumatic	○			○			○		○	
Maximum travelling speeds										
Single & Tandem axle (kph)	40			40			40		40	
Large wheel tandem axle (kph)	60			60			60		60	
Baler dimensions										
Length chute closed (single piece) (mm)	7477	7477	7533	7477	7477	7533	7477	7533	7477	7533
Width (Single axle 600/55X22.5 tyres) (mm)	2568	2568	2568	2568	2568	2568	2948	2948	2948	2948
Width (Single axle 710/40 R22.5 tyres) (mm)	2604	2604	2604	2604	2604	2604	2984	2984	2984	2984
Width (Tandem axle 500/50X17 tyres) (mm)	2398	2398	2398	2398	2398	2398	2782	2782	2782	2782
Width (Large wheel tandem axle 620/50 R22.5 tyres) (mm)	2562	2562	2562	2562	2562	2562	2946	2946	2946	2946
Height (Single axle) (mm)	3133	3133	3223	3133	3133	3223	3133	3223	3133	3223
Height (Tandem axle) (mm)	3133	3133	3223	3133	3133	3223	3133	3223	3133	3223
Standard equipment	Roller windguard, SmartFill™ system, central greasing system, standard Bale-Eject™ system, roller bale chute with hydraulic folding, working lights									
Optional equipment	Comfort package, automatic greasing, Partial Bale-Eject™ system, service lights, camera monitoring system, ActiveWeigh™ system, moisture measuring system, hard face knife kit, Electronic Bale Length system, CropSaver liquid preservative, CropID™ system, SmartFill™ system, rear bumper									

● Standard ○ Optional – Not available * Charge Control mode only available on CropCutter models

NEW HOLLAND TOP SERVICE: CUSTOMER SUPPORT AND CUSTOMER INFORMATION



TOP AVAILABILITY

If you need information, or have an out of hours question, ring our toll-free number*. All day, every day, we are just a call away.



TOP SPEED

Express parts delivery: when you need it, where you need it!



TOP PRIORITY

Fast-track solution during the season: because your harvest can't wait!



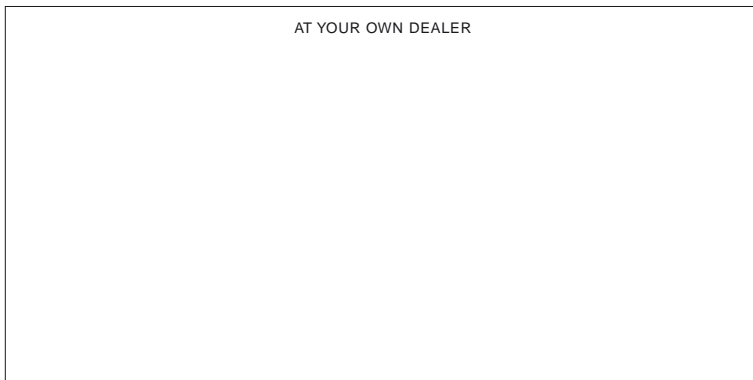
TOP SATISFACTION

We drive and track the solution you need, keeping you informed: until you are 100% satisfied!



For more details, ask your New Holland dealer!

* Calls to the Top Service team are free from landlines in the United Kingdom and Republic of Ireland. UK-based mobile calls are also free, but Republic of Ireland mobile users should call **01 2421881** and this will be charged at your standard network rate.



www.newholland.com/uk - www.newholland.com/ie

The data indicated in this folder are approximate. The models described here can be subjected to modifications without any notice by the manufacturer. The drawings and photos may refer to equipment that is either optional or intended for other countries. Please apply to our Sales Network for any further information. Published by New Holland Brand Communications. Bts Adv. - Printed in Italy - 10/15 - TP01 - (Turin) - 153000/INB

New Holland with

